

GP PATIENT SURVEY



Results from the 2024 survey – Data by Ipsos

Bideford Medical Centre

Practice Details

Bideford Medical Centre

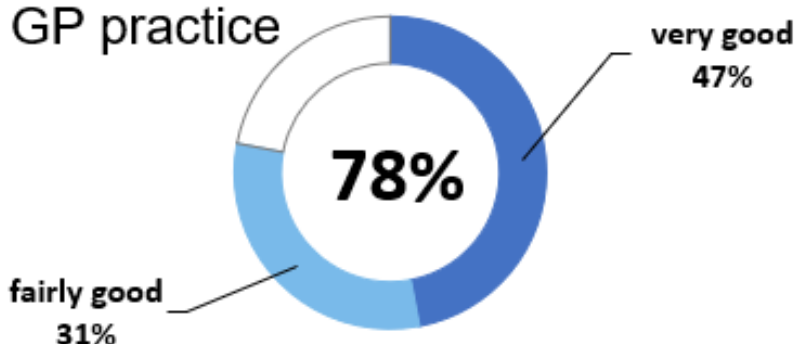
279 surveys sent out

120 surveys sent back

43% completion rate

Overall experience

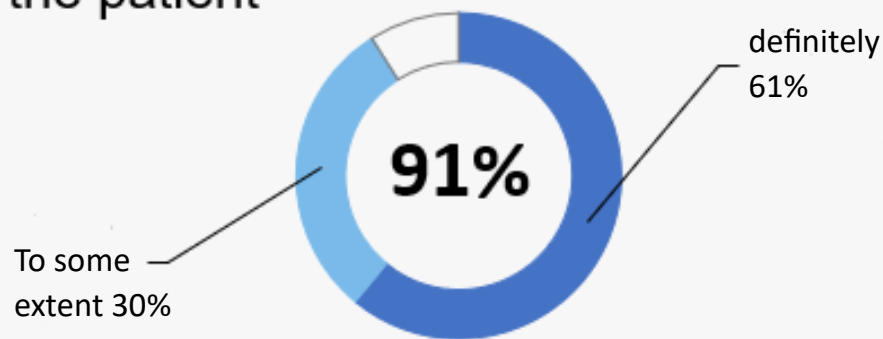
Good overall experience of this GP practice



		Very Good	Fairly Good
National	74%	42%	32%
ICS	78%	49%	30%

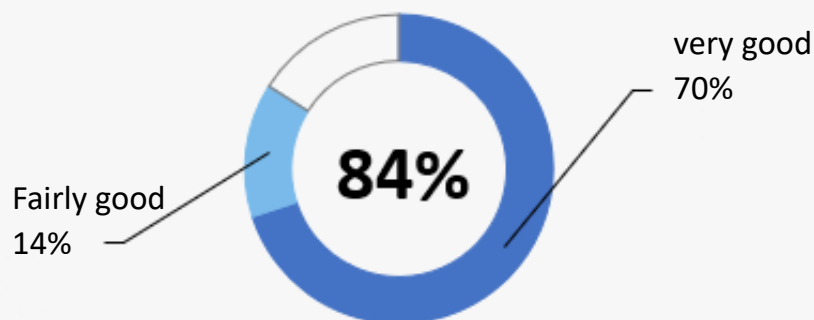
Experience at last appointment

The healthcare professional had all the information they needed about the patient



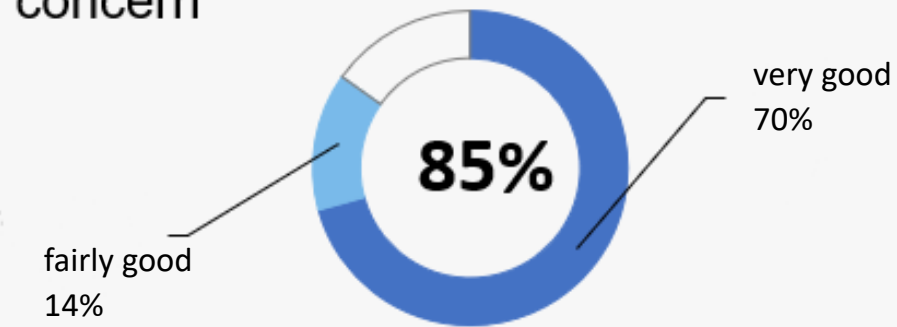
		Definitely	To some extent
National	92%	57%	35%
ICS	93%	59%	34%

The healthcare professional was good at listening to the patient



		Very Good	Fairly good
National	87%	62%	25%
ICS	90%	68%	22%

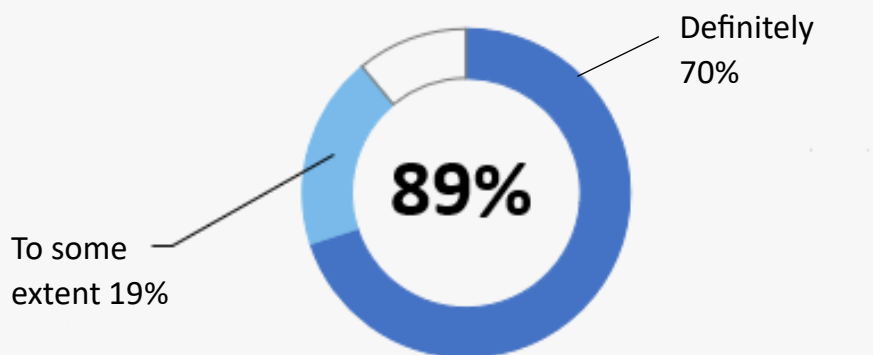
The healthcare professional was good at treating the patient with care and concern



Very Good Fairly good

National	85%	61%	25%
ICS	88%	67%	21%

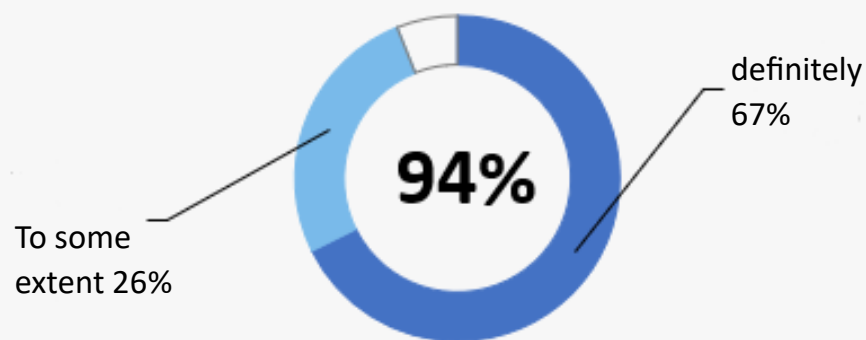
The patient was involved as much as they wanted to be in decisions about their care and treatment



Definitely To some extent

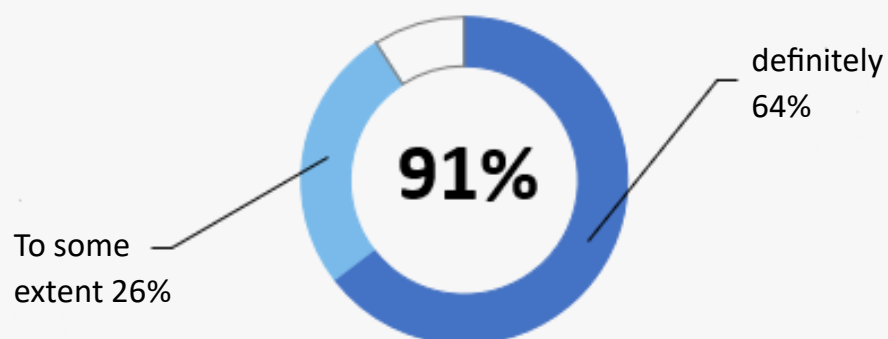
National	91%	61%	30%
ICS	93%	66%	27%

The patient had confidence and trust in the healthcare professional they saw or spoke to



		Definitely	To some extent
National	92%	63%	29%
ICS	94%	68%	26%

The patient's needs were met



		Definitely	To some extent
National	90%	57%	33%
ICS	92%	61%	31%